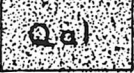

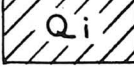

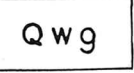




ILLINOIS STATE GEOLOGICAL SURVEY

LEGEND

- | | | |
|-----------------------------------------------------------------------------------------------------|------------------------------------------------------------------------------------------------------------------------------------------------------------------------|------------------------------------------------------------------------------------------------------------------------------|
|  ALLUVIUM |  WISCONSIN MORaine (LOESS MANTLE, ESPECIALLY NEAR THE ILLINOIS VALLEY) |  ILLINOIAN DRIFT (OVERLAIN BY LOESS) |
|  GLACIAL OUTWASH |  WISCONSIN GROUND MORaine (LOESS MANTLE, ESPECIALLY NEAR THE ILLINOIS VALLEY) |  PENNSYLVANIAN BEDROCK |

SCALE



AREAL GEOLOGY OF THE PEORIA REGION